

Profil Pengadaan Monitoring ?

Tahun Anggaran

Jenis Instansi

Instansi

Instansi terpilih: KAB. BANTUL

Eselon

Satuan Kerja

Satuan Kerja terpilih: DINAS KEBUDAYAAN (KUNDHA KABUDAYAN) - 2.22.0.00.0.00.01.0000

Ringkasan Perencanaan dan Realisasi Pengadaan

- Nilai
- Paket
- Data

Perencanaan Pengadaan

Belanja Pengadaan



Total RUP



% Pengisian RUP

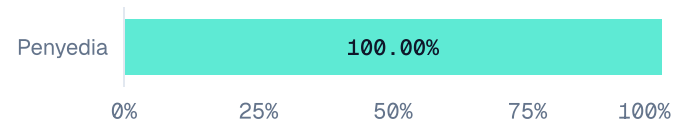
Total RUP
100.0%

100.00%

Sisa Belanja
0.0%

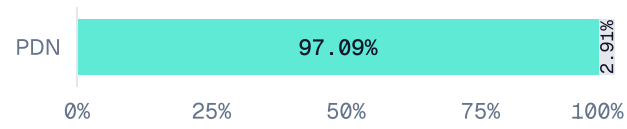
100.00%

Penyedia/Swakelola



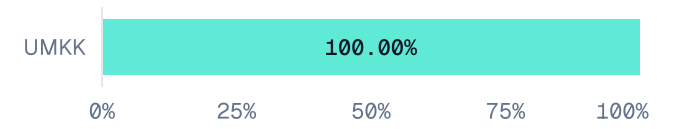
Penyedia: Rp 6.486.227.878 | Swakelola: Rp 0

PDN/Impor



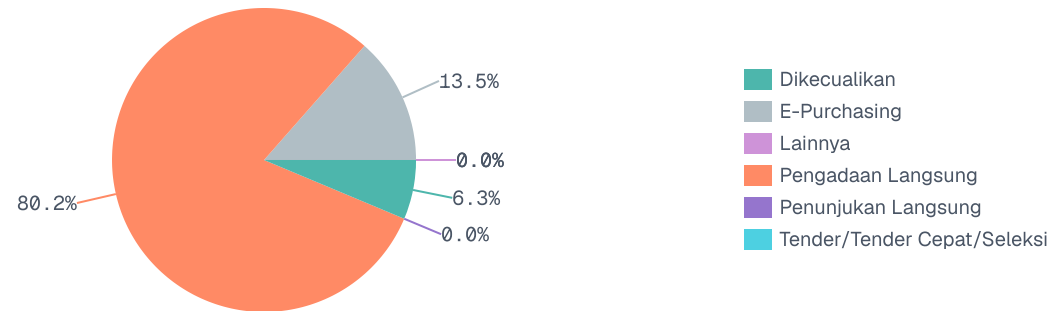
PDN: Rp 6.297.227.878 | Impor: Rp 189.000.000

UMKK/Non UMKK

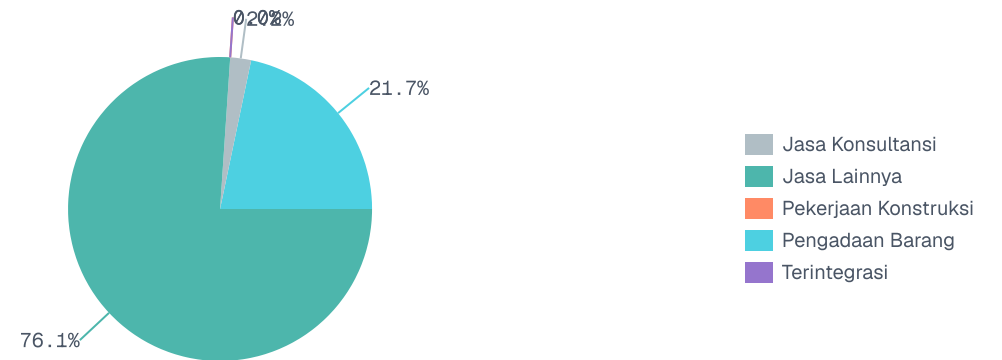


UMKK: Rp 6.357.227.878 | Non UMKK: Rp 0

Metode Pemilihan (Penyedia) - Nilai



Jenis Pengadaan (Penyedia) - Nilai



Realisasi Pengadaan

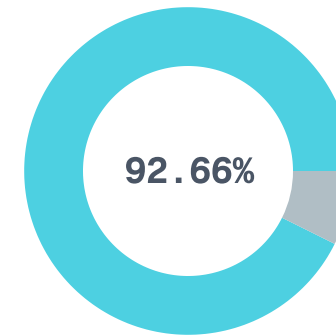
Total Realisasi



% Realisasi

Rp 6.010.085.213

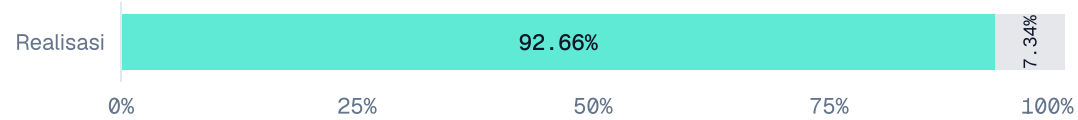
Terealisasi
92.7%



Belum Terealisasi
7.3%


92.66%

Realisasi Penyedia



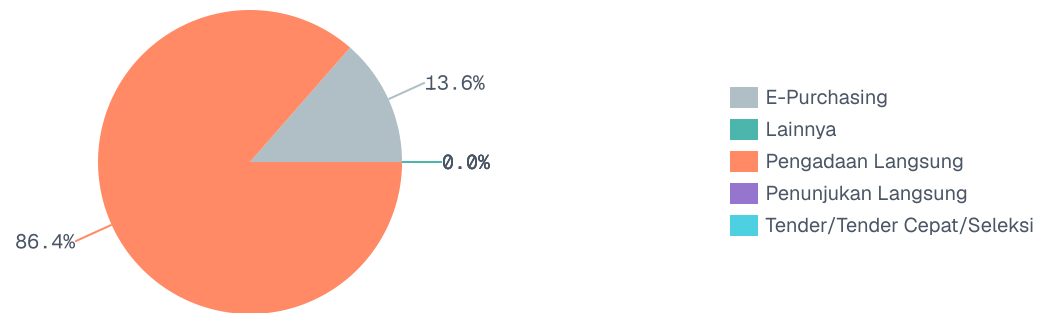
Realisasi: Rp 6.010.085.213 | Perencanaan: Rp 6.486.227.878

Realisasi Swakelola

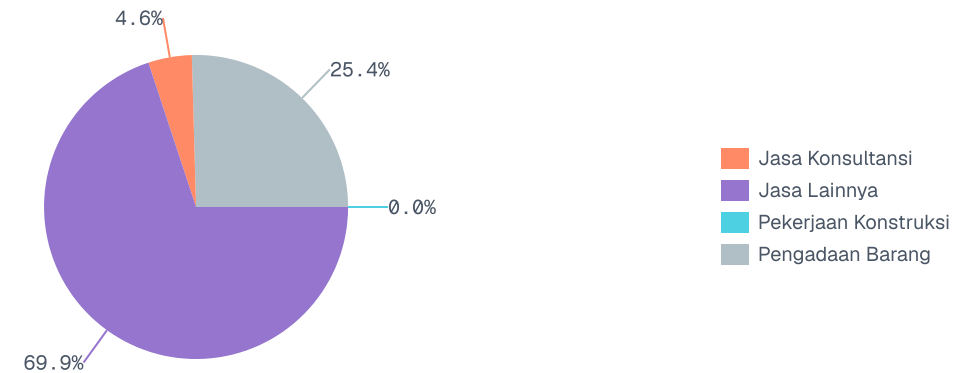


Realisasi: Rp 0 | Perencanaan: Rp 0

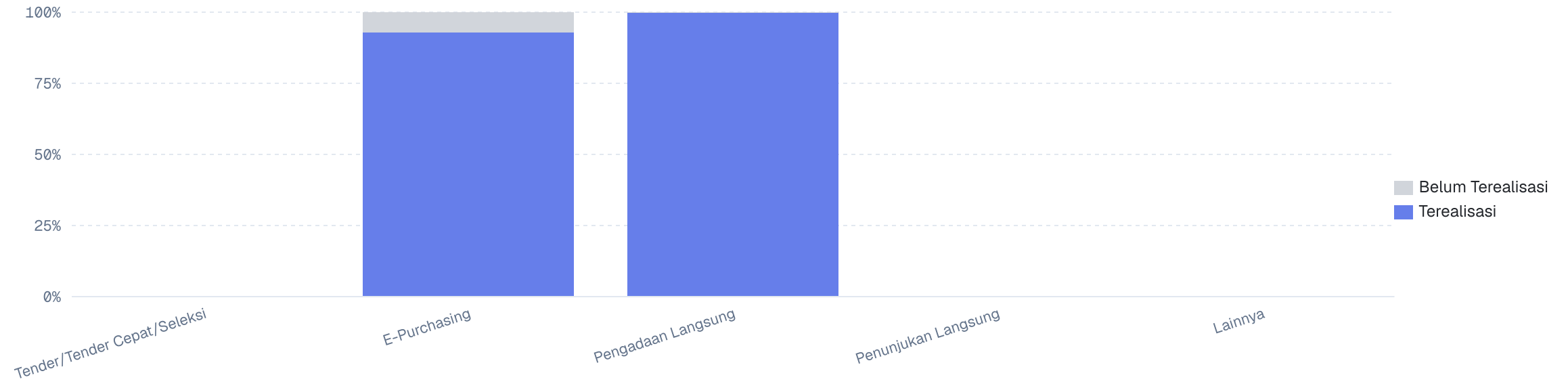
Realisasi Metode Pemilihan (Penyedia) - Nilai




Realisasi Jenis Pengadaan (Penyedia) - Nilai



Realisasi RUP (Penyedia) berdasarkan Metode Pemilihan - Nilai



Realisasi RUP (Penyedia) berdasarkan Jenis Barang/Jasa - Nilai



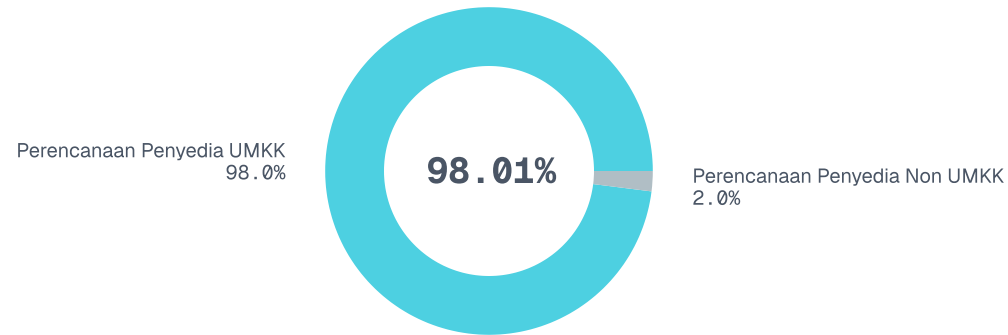
Pekerjaan Konstruksi

Pengadaan Barang

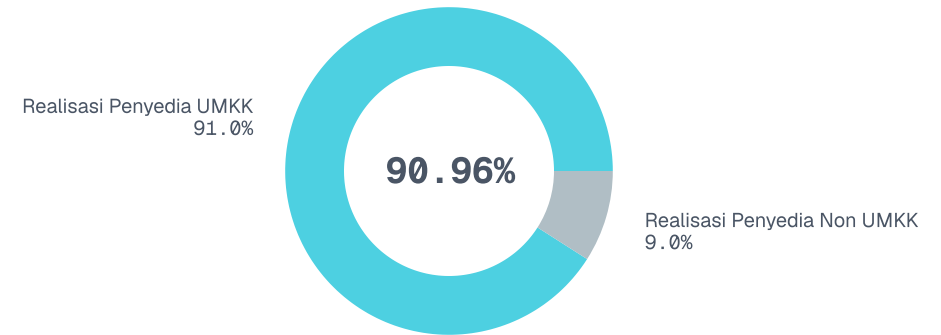
Jasa Konsultansi

Jasa Lainnya

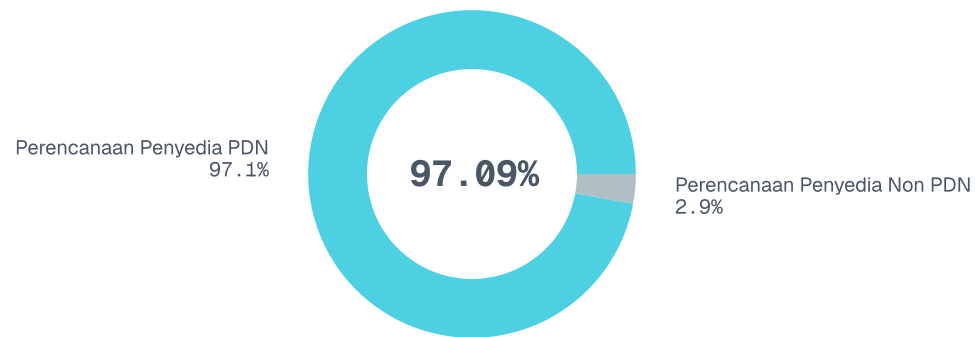
% UMKK terhadap Rencana Penyedia



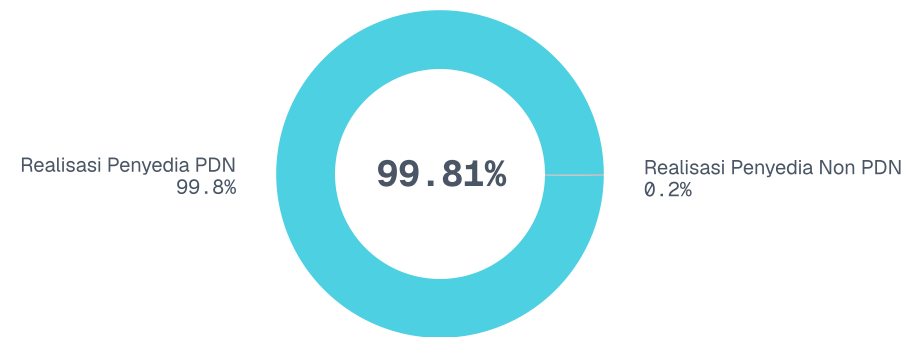
% UMKK terhadap Realisasi Penyedia



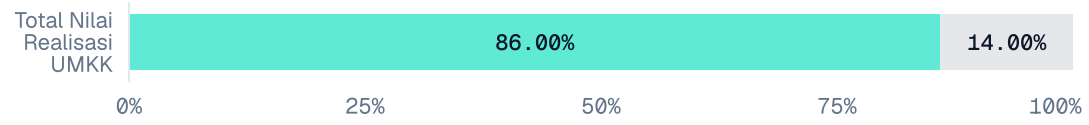
% PDN terhadap Rencana Penyedia



% PDN terhadap Realisasi Penyedia

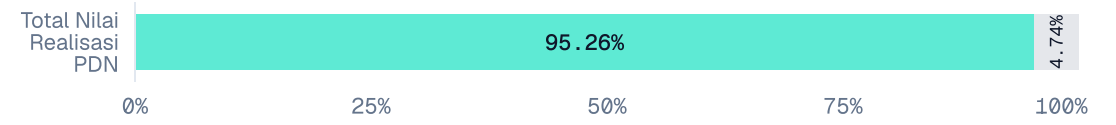


% Capaian Realisasi UMKK terhadap Rencana UMKK



Total Nilai Perencanaan UMKK: Rp 6.357.227.878 | Total Nilai Realisasi UMKK: Rp 5.466.920.713

% Capaian Realisasi PDN terhadap Rencana PDN



Total Nilai Perencanaan PDN: Rp 6.297.227.878 | Total Nilai Realisasi PDN: Rp 5.998.541.213

Last updated: